

MODEL NO. &
DIMENSIONS

METAL FINISHES

DIFFUSERS

LAMPING
OPTIONS

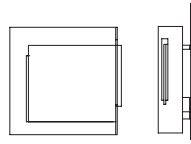
LISA WALL SCONCE
ADA COMPLIANT

RM29165-13
Width: 13 1/2"
Height: 13"
Projection: 4"
Weight: 8 Lbs.

GW Painted Gloss White
PS Painted Silver
PU Painted Copper

3D White Acrylic
7B Clear Frosted Ribbed
Acrylic

20H 2x18W CFQ
G24q-2 Base 4-pin
3 120V-277V Universal



WALL SCONCES - LISA

MAX WALL SCONCE



WALL SCONCES - MAX

RM2977-11

ADA Compliant Max wall sconce shown in
Satin Brass and Beige Faux Alabaster diffuser.

Also Available: Max Ceiling CF43

GENERAL NOTES

- All fluorescent models are electronic High Power Factor.
- Fixture mounts to a 4"x4" or 2"x3" junction box mounted horizontally or vertically.
- Cut sheets are available showing all details and mounting information.
- I.B.E.W. labeled and cUL listed
- Inquire with factory for custom finishes, diffusers and lamping.
- F.O.B. Astoria, New York
- Lamps and mounting hardware not included.
- Specifications are subject to change. Please confirm with factory when ordering.

When specifying or ordering, please indicate:

_____ - _____ - _____ - 0 - _____ - _____
Model Number - Metal Finish - Diffuser - 0 - Lamping - Voltage

For Example a Lisa Wall Sconce in Painted Copper with a White Acrylic diffuser
277V fluorescent lamping would be:

RM2916513 - PU - 3D - 0 - 20H - 3
Model Number - Metal Finish - Diffuser - 0 - Lamping - Voltage

MODEL NO. &
DIMENSIONS

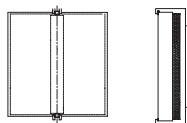
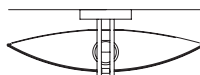
METAL FINISHES

DIFFUSERS

LAMPING
OPTIONS

MAX WALL SCONCE

ADA COMPLIANT



RM27977-11
Width: 11 1/2"
Height: 12 7/8"
Projection: 4"
Weight: 5 Lbs.

PB Polished Brass
SB Satin Brass
PC Polished Chrome
SC Satin Chrome
PN Polished Nickel
SN Satin Nickel
GW Painted Gloss White
GB Painted Gloss Black

0C White Flashed Opal Glass
0D Stainless Steel Perforated Metal with White Liner
3D White Acrylic
4A Beige Faux Alabaster on Acrylic
6D White Faux Alabaster on Acrylic
7A Black Perforated Metal with White Liner
9D White Perforated Metal with White Liner

12I 1x60W T10 Medium Base
1 120V only
29H 1x18W FT 2G11 Base
3 120V-277V Universal
46H 2x13W CFT 4-Pin 2GX7 Base
3 120V-277V Universal

WALL SCONCES - MAX

GENERAL NOTES

- All fluorescent models are electronic High Power Factor.
- Fixture mounts to 2"x3" junction box mounted vertically.
- Cut sheets are available showing all details and mounting information.
- Hand applied finishes may vary
- I.B.E.W. labeled and cUL listed
- Inquire with factory for custom finishes, diffusers and lamping.
- F.O.B. Astoria, New York
- Lamps and mounting hardware not included.
- Specifications are subject to change. Please confirm with factory when ordering.

When specifying or ordering, please indicate:

_____ - _____ - _____ - 0 - _____ - _____
Model Number - Metal Finish - Diffuser - 0 - Lamping - Voltage

For Example a Max Wall Sconce in Polished Chrome and White Perforated Metal with White Liner and incandescent lamping would be:
RM2797711 - PC - 9D - 0 - 12I - 1
Model Number - Metal Finish - Diffuser - 0 - Lamping - Voltage

RICKY & LITTLE RICKY



RG29451

ADA compliant Ricky wall sconce is shown in a Satin Stainless Steel finish with a Ginko Leaf laminated diffuser.



RG29450

ADA compliant Little Ricky wall sconce is shown with Satin Stainless Steel and a Light Amber Frosted Seeded Glass diffuser.

WALL SCONCES - RICKY & LITTLE RICKY